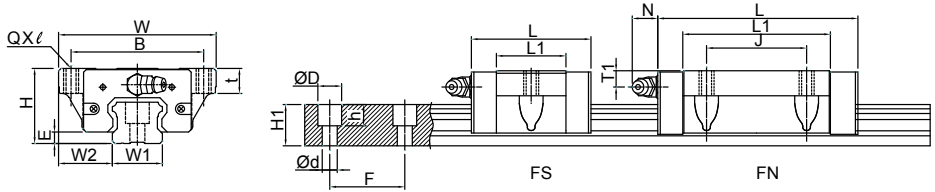


TBI MOTION LINEAR GUIDE

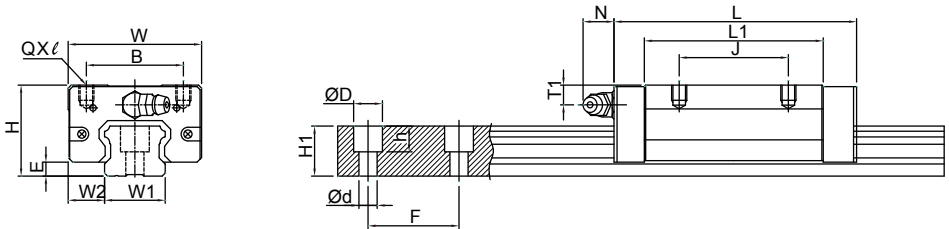
2-2 TRH / TRS / TRC International Standard Linear Guide

TRS-F Series Specifications



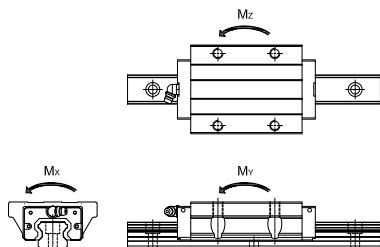
Model No.	Assembly(mm)			Block Dimension(mm)										Rail(mm)					
	H	W2	E	W	B	J	t	L	L1	QXℓ	T1	Oil Hole	N	W1	H1	ØD	h	Ød	F
TRS15FS	24	18.5	3.2	52	41	26	7	40.3	22.9	M5X7	5.5	M4X0.7	7	15	13	7.5	6	4.5	60
TRS15FN								56.9	39.5										
TRS20FS	28	19.5	4.6	59	49	32	9	49.4	27.8	M6X9	4.5	M6X1	14	20	16.5	9.5	8.5	6	60
TRS20FN								68.3	46.7										
TRS25FN	33	25	5.8	73	60	35	10	81	59	M8X10	4.5	M6X1	14	23	20	11	9	7	60

※ The above specifications provided are dedicated to XN, UN, please check table 2.10.1 for detail, if other accessories is required, please refer to page A86.

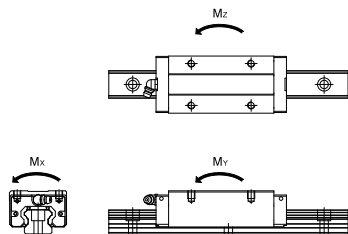


Model No.	Assembly(mm)			Block Dimension(mm)										Rail(mm)					
	H	W2	E	W	B	J	L	L1	QXℓ	T1	Oil Hole	N	W1	H1	ØD	h	Ød	F	
TRC25VE	36	12.5	5.8	48	35	50	110	88	M6X6.5	7.5	M6X1	14	23	20	11	9	7	60	

※ The above specifications provided are dedicated to XN, UN, please check table 2.10.1 for detail, if other accessories is required, please refer to page A86.



Model No.	Load Rating (kgf)		Static Permissible Moment					Weight	
			Mx (kgf-mm)	My (kgf-mm)		Mz (kgf-mm)		Block (kg)	Rail (kg/m)
	C	Co		Single Block	Single Block	Double Block	Single Block		
TRS15FS	908	1471	10,957	6,420	33,531	6,420	33,531	0.12	1.32
TRS15FN	1206	2206	16,436	14,884	70,960	14,884	70,960	0.19	
TRS20FS	1398	2140	21,615	10,700	59,798	10,700	59,798	0.19	2.28
TRS20FN	1896	3307	33,404	26,459	126,998	26,459	126,998	0.29	
TRS25FN	2581	4503	52,239	43,407	207,324	43,407	207,324	0.51	3.17



Model No.	Load Rating (kgf)		Static Permissible Moment					Weight	
			Mx (kgf-mm)	My (kgf-mm)		Mz (kgf-mm)		Block (kg)	Rail (kg/m)
	C	Co		Single Block	Single Block	Double Block	Single Block		
TRC25VE	3248	6255	72,554	85,112	391,311	85,112	391,311	0.65	3.17